

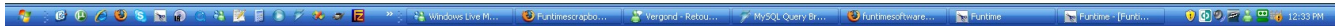

How to open a WPC files?

Step 1: Downloaded the file from the Internet

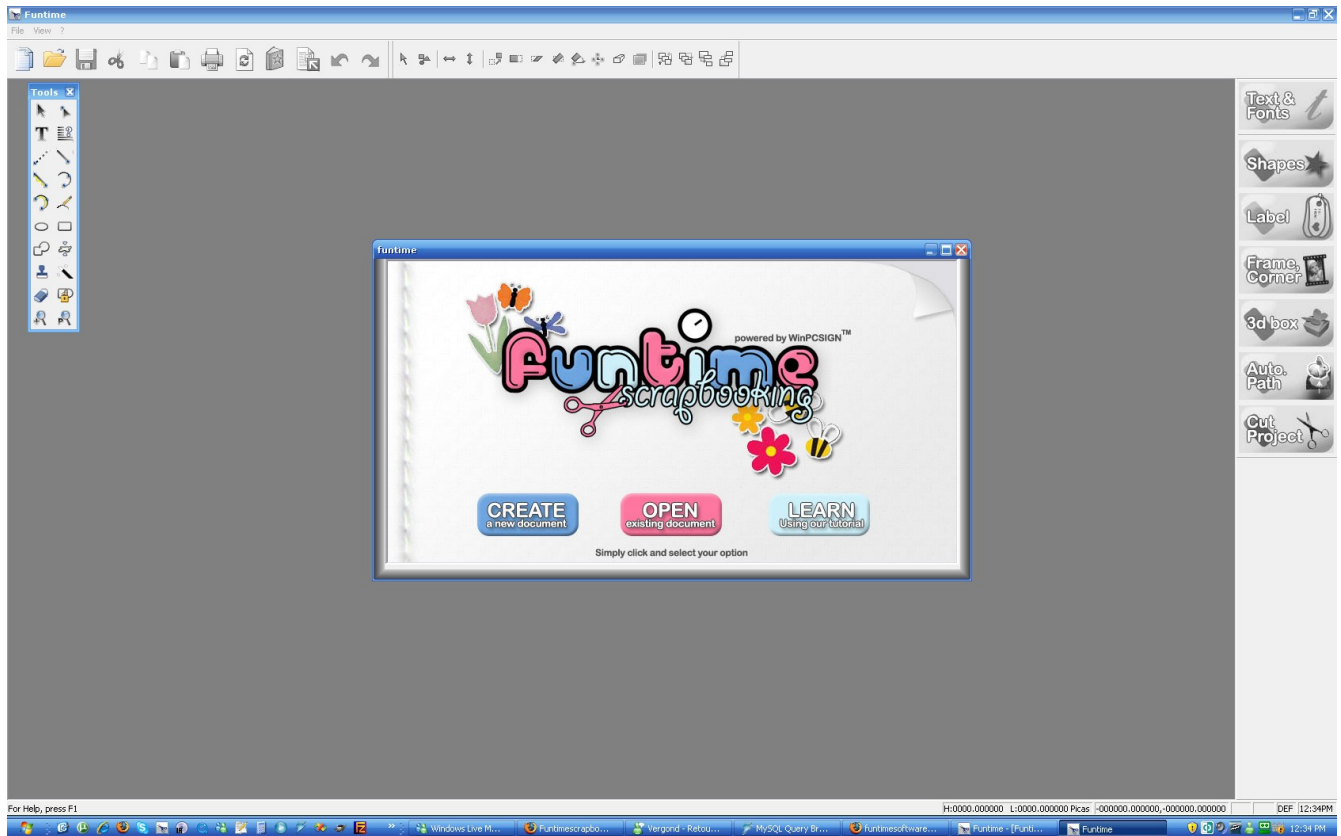
The screenshot shows a Mozilla Firefox browser window displaying a Yahoo! Groups page for the group 'funtimesoftware'. The page title is 'funtimesoftware - PunTime Scrapbooking Software'. A dialog box is open over the file list, asking 'What should Firefox do with this file?' with options 'Open with FunTimeScrapbooking (default)' and 'Save to Disk'. The file list contains several PDF files related to scrapbooking software.

Name	Size	Creator	Created
Cake with Candles-lovemyzombie.WPC	13 KB	lovemyzombie	Oct 27, 2007
How to Center Your Image by lovemyzombie.pdf	246 KB	lovemyzombie	Oct 27, 2007
How to Cut Off Parts of an Image by lovemyzombie.pdf	182 KB	lovemyzombie	Oct 27, 2007
How to Mat by lovemyzombie.pdf	305 KB	lovemyzombie	Oct 26, 2007
How to Rotate an Image by lovemyzombie.pdf	428 KB	lovemyzombie	Oct 27, 2007
How to Use the Edging Scissors by lovemyzombie.pdf	417 KB	lovemyzombie	Oct 27, 2007
How to Weld a Word with an Image by lovemyzombie.pdf	394 KB	lovemyzombie	Oct 26, 2007
How to Weld Letters You Move Around by lovemyzombie.pdf	316 KB	lovemyzombie	Oct 27, 2007

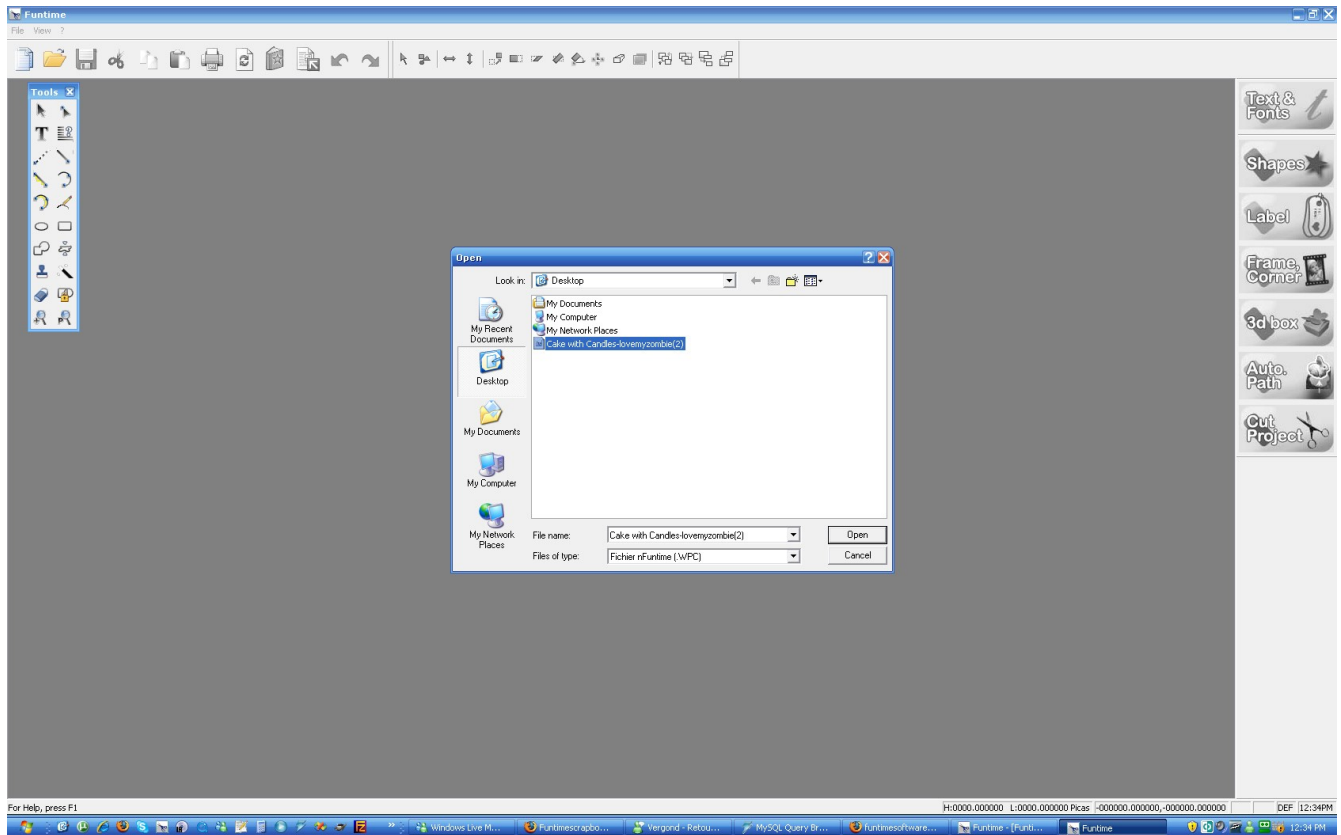
Step 2: Save the file on your computer



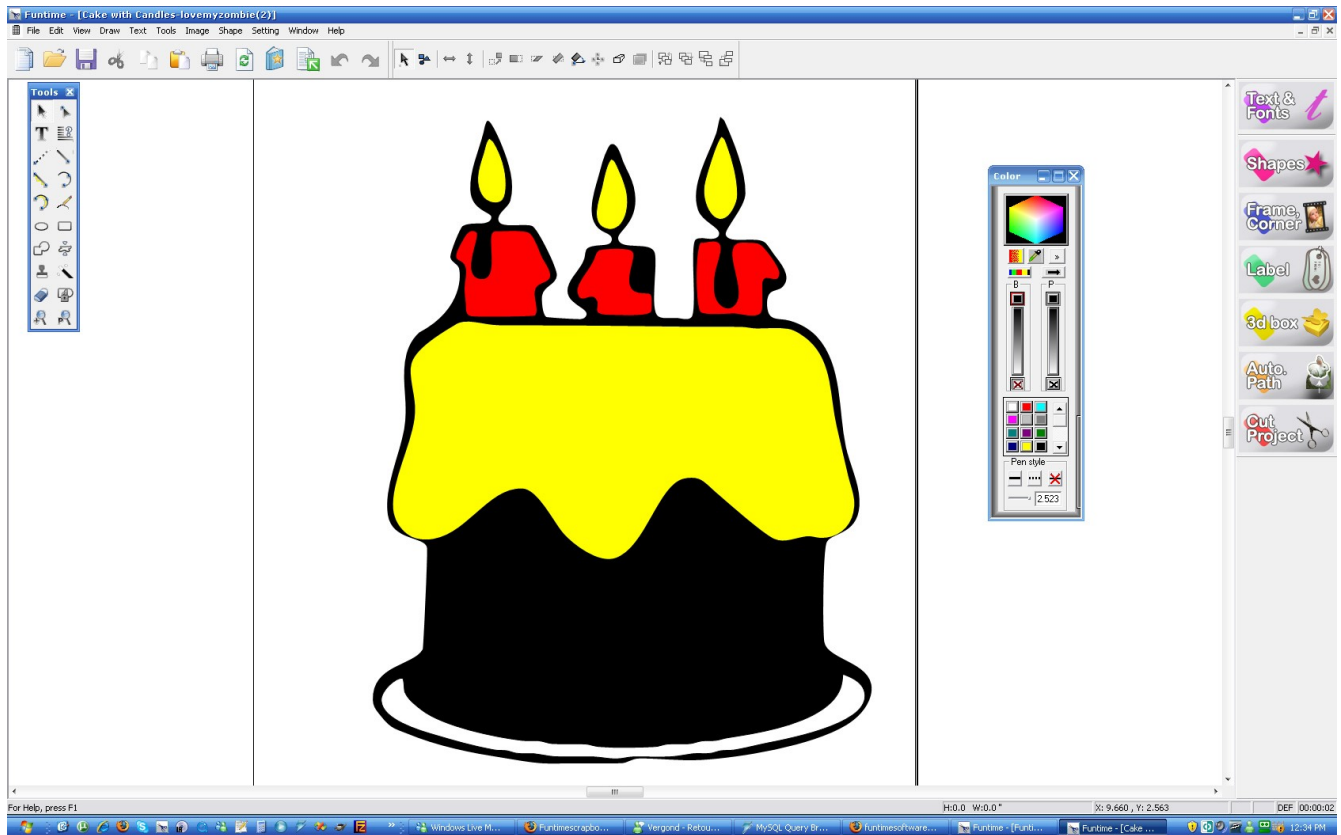
Step 3: Open Funtime Scrapbooking and click on the pink button
(Open existing document)



Step 4: Choose the folder where you save the file on the computer and select the file



Step 5: Click on open, and the file will be display on Funtime Scrapbooking working screen



By Lisa



[Funtimescrapbooking Forum](#) administrator